

Daniel Boone (1734 - 1820)

TRIM OFF
this rectangle



Daniel Boone was born on November 2, 1734 near Reading, Pennsylvania.



When he was a young boy, he spent most of his time exploring unmapped places and visiting the friendly Indians.

It wasn't until 1769 that Daniel Boone could explore the unmapped places of his childhood memories with his old friend, John Finley.



After he married Rebecca Bryan, he spent the next few years hunting and fishing.



Shortly after his family moved to North Carolina, young Daniel left his home with a military expedition in the French and Indian War.




By the time he was twelve years old, he was an excellent hunter and provided wild game for his family.



Finley need a skilled woodsman because he wanted to find an overland route to Kentucky.



The party traveled through the Cumberland Gap in the Appalachian mountains into Kentucky.




Daniel Boone is gone for two years exploring Kentucky. He is captured by the Shawnee Indians, but he escapes.



By 1775, Boone and other men were hired to improve the trails the Carolinas and the west. This road became known as "Wilderness Road."



Boone built a fort named Boonesborough and he moved his family over the Wilderness Trail to their new home.

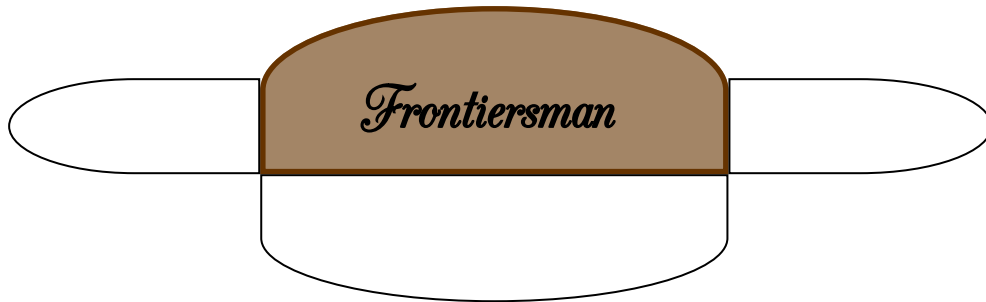


During his lifetime, he commanded an attack on Shawnee towns, had an elected seat in the Virginia Assembly, rescued his daughter Jemima Boone when she was captured by Shawnee Indians, was shot in the ankle, fought with Indians and volunteers to fight in the War of 1812 but is turned down due to his age of 78. Daniel Boone's life embraces the true spirit of a frontiersman!

In 1784, when he was 50, his book titled *Adventures* was published.



TRIM OFF
this rectangle and put in
mini pocket OR glue this
to the back of your page
or lap book.



Instructions for meander book:

Cut on solid black lines around edge of whole page.

Cut on the three bold black horizontal lines, but do *not cut all the way through*.

First, fold the cover page back behind page 1, then fold 1 over to page 2.

When you get to page 3, fold page 2 *under* page 3. Then continue accordion fold on that row.

When you get to page 6, fold page 6 *under* page 7.

Continue accordion fold on that row.

When you get to page 10, fold page 10 under 11.

Continue accordion fold.

Cut out pocket and store in mini pocket