

Glue this to the inside of the pocket
and to the back of your lapbook

Artists' Images of




Albert Bierstadt
1830-1902



Crease and fold
down here.

Glue this to the inside of the pocket
and to the back of your lapbook



George Caleb Bingham
1811-1879

The West



Crease and fold
down here.

About the artist:

.....

.....

.....

.....

.....

.....

About the art:

.....

.....

Flip book. Fill in your information about the artists. Glue pockets on FIRST to your lapbook. Be sure one pocket is top and left side. The other pocket is to the bottom and right.

Then glue back of flipbook *inside* of pocket. Put the book by Albert Bierstadt at the top left pocket and the book by George Caleb Bingham on the bottom right pocket.

Cut our your art prints and store in pocket under flip book.

The boxes that name each artist work is for your information purposes.

About the artist:

.....

.....

.....

.....

About the art:


.....

.....


Art by Albert Bierstadt .

1. Emigrants Crossing the Plains
2. Looking up the Yosemite Valley
3. The Rocky Mountains, Lander's Peak.


Emigrants Crossing the Plains ~1867



Looking up the Yosemite valley ~1865-1867~



The Rocky Mountains, Lander's Peak ~1863



Art by George Caleb Bingham..


1. Daniel Boone Escorting Settlers Through the Cumberland Gap
2. The County Election
3. Fur Traders Descending the Missouri .



The County Election ~1851-1852~



Fur Traders Descending the Missouri ~1845



Art courtesy of:
Mark Harden's FTP Site for Art Images

<http://www.hsiz.org/>

